

SF-RIMA®




Golden Brown Blend



Golden Brown Blend


A square shape and flat surface give these pavers a contemporary look. Chamfered edges give them a real stone feel. 10% open surface area and joint opening make these stones compliant with the Americans with Disabilities Act. (ADA)

nicolock®
PAVING STONES • RETAINING WALLS • OUTDOOR LIVING
 **paver-shield**™



91 Sq Ft on Pallet
192 Pcs on Pallet
Pallet Weight: 3,218 lbs

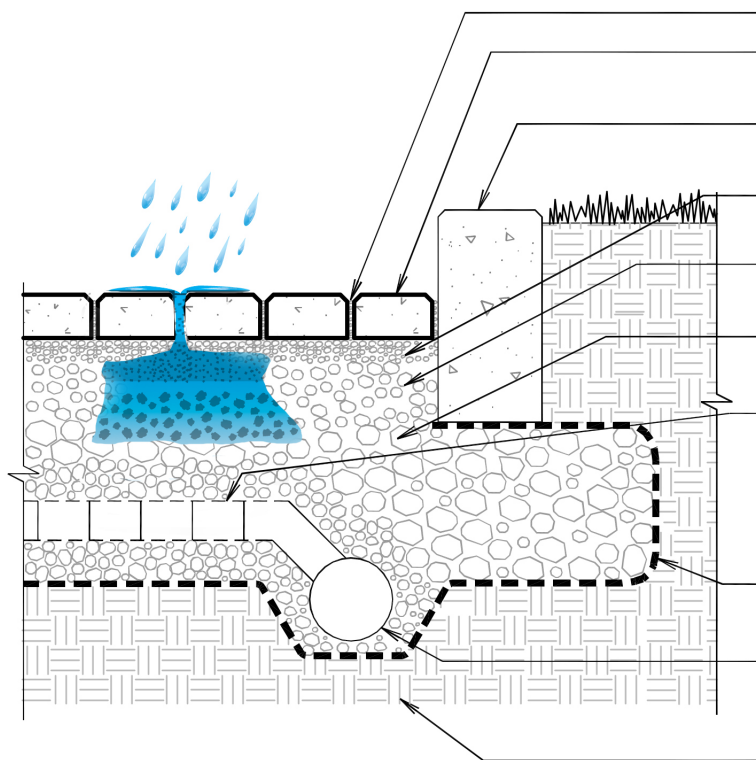
8" x 8" x 3 1/8"



Golden Brown Blend



Granite City Blend



8,89 OR 9 AGGREGATE IN OPENINGS

NICOLOCK'S PAVERS 31/8" (80mm) THICK FOR VEHICULAR TRAFFIC

CURB/EDGE RESTRAINT WITH CUT-OUTS FOR OVERFLOW DRAINAGE (CURB SHOW)

BEDDING COURSE 1 1/2" TO 2" (40 TO 50 mm) THICK (# 8 AGGREGATE)

4" (100mm) THICK # 57 STONE OPEN-GRADED BASE

MIN. 6" (150mm) THICK # 2 STONE SUBBASE

PERFORATED PIPE SPACED AND SLOPED TO DRAIN STORED WATER. EMBED PIPE IN # 57 STONE

NONWOVEN GEOTEXTILE WHEN REQUIRED BY DESIGN ENGINEER

NON-PERFORATED OUTFALL PIPE(S) SLOPED TO STORM SEWER OR STREAM. EMBED PIPE IN # 57 STONE

SOIL SUBGRADE SLOPED TO DRAIN

DISCLAIMER: These typical details are provided for general information purposes only. Anyone making use of these details does so at their own risk and assumes all liability for such use. Site specific design should be performed by a licensed professional engineer who is familiar with actual site conditions, soil, other materials and local practices.

NOTES:

1. Subgrade must have adequate bearing capacity and be suitable for infiltration practices. Do not compact unless specified by design engineer.
2. Pavers, aggregate base and subbase must be properly compacted.
3. # 2 stone may be replaced with # 3 or # 4 stone.
4. Pavers shall be installed with a surface tolerance of $\pm 3/8$ " over 10ft with no paver lippage greater than $1/8$ "
5. Consult ICPI's current permeable pavement design manual for design and installation information.