

## ROCKFACE MULTI CAP & ROCKFACE MULTI CAP GRANDE




Features cast stone texture on two sides. Trapezoid shapes and available in two depths. Compatible with all Nicolock walls.

**nicolock**<sup>®</sup>  
PAVING STONES • RETAINING WALLS • OUTDOOR LIVING  
 **paver-shield**<sup>™</sup>




4-Piece

A




2" x 9" x 11½"

B




2" x 12" x 11½"

C



2" x 15" x 11½"

D




2" x 15" x 11½"  
Corner Piece

42 Linear Ft on Pallet  
46 Pcs on Pallet  
Pallet Weight: 1,200 lbs


4-Piece (Grande)

A




2" x 9" x 14"

B




2" x 12" x 14"

C



2" x 15" x 14"

D



2" x 15" x 14"  
Corner Piece

42 Linear Ft on Pallet  
46 Pcs on Pallet  
Pallet Weight: 1,400 lbs



\*Premium Color

**NOTE:** All measurements are nominal. Variance in square footage or linear footage coverage can be up to 5% depending on joint width. The possible occurrence of efflorescence does not affect the structural integrity of the product. Efflorescence is a normal occurrence in concrete products and will dissipate with normal weathering. The use of concrete as a base or setting bed may increase the possibility of efflorescence.

**CAUTION:** Always use a plate compactor with a pad when installing any textured paving stone.