


# PARAGRAM PAVER



With a smooth face and ultra-modern design, the Paragram is perfect for borders, inlay, patios, pool decks, walkways, and driveways. This sleek, parallelogram-shaped stone pairs perfectly with our Hex Paver to offer virtually unlimited contemporary design options for residential and commercial applications.

**nicolock**<sup>®</sup>  
PAVING STONES • RETAINING WALLS • OUTDOOR LIVING  
 **paver-shield**<sup>™</sup>





107 Sq Ft on Pallet  
80 Left Pcs on Pallet  
80 Right Pcs on Pallet  
Pallet Weight: 2,465 lbs



Dove Gray




Granite City Blend



Graphite Pearl Blend\*



Oceanic Blue\*




Raven\*



Sahara\*



Snow\*



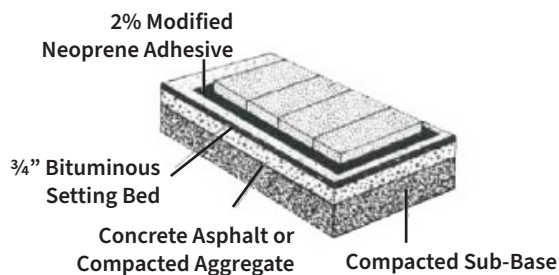
Travertina\*

\*Premium Color

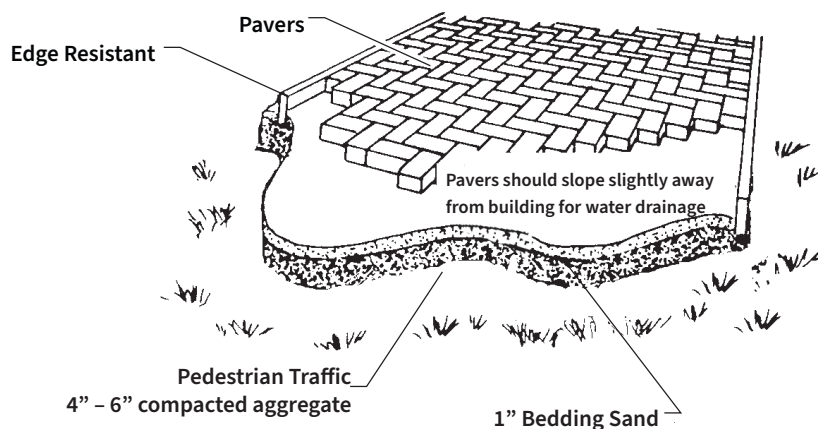
## INSTALLATION GUIDELINES: SAND

After excavation, compact the sub grade and install a woven separation fabric if needed. Spread and compact a base of clean, dense graded aggregate (road base). Typical compacted base thickness is 4-6" for pedestrian applications. Pavers are set on a loosely screened 1" bed of graded, clean concrete sand. Maintain a joint size of 1/16" – 3/16". When pavers are set, compact paving stones into sand with mechanical plate vibrator. Joint sand may be spread over paving stones during compaction. Installed pavers should be set 1/8" to 1/4" above final elevations to compensate for any potential settlement. Spread clean dry sand over surface and broom sweep to fill joints. Run vibrator one final time after filling joints.

### NICOLOCK PAVING STONE 1"- 3 1/8" THICK



### CROSS-SECTION OF TYPICAL INSTALLATION



**NOTE:** All measurements are nominal. Variance in square footage or linear footage coverage can be up to 5% depending on joint width. The possible occurrence of efflorescence does not affect the structural integrity of the product. Efflorescence is a normal occurrence in concrete products and will dissipate with normal weathering. The use of concrete as a base or setting bed may increase the possibility of efflorescence.

**CAUTION:** Always use a plate compactor with a pad when installing any textured paving stone.