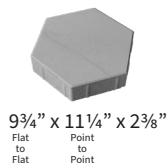


HEX PAVER



This unique hexagon-shaped stone brings a modern look to various residential and commercial projects. Available in eight color options, the Hex paver's six-sided shape is a striking option for driveways, walkways, patios, courtyards, and pool decks.

nicolock[®]
PAVING STONES • RETAINING WALLS • OUTDOOR LIVING
 **paver-shield**[™]



105 Sq Ft on Pallet
150 Full Pcs on Pallet
50 Half Pcs on Pallet
Pallet Weight: 2,695 lbs



Dove Gray




Granite City Blend



Graphite Pearl Blend*



Oceanic Blue*




Raven*



Sahara*



Snow*



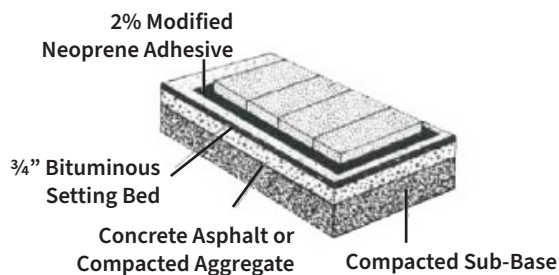
Travertina*

*Premium Color

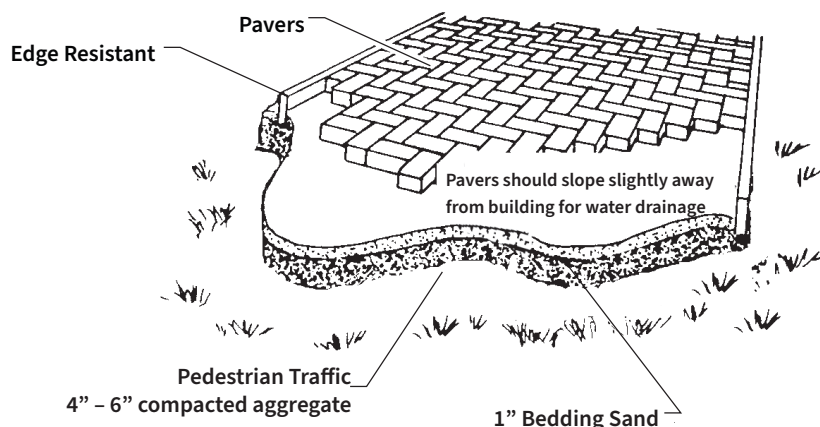
INSTALLATION GUIDELINES: SAND

After excavation, compact the sub grade and install a woven separation fabric if needed. Spread and compact a base of clean, dense graded aggregate (road base). Typical compacted base thickness is 4-6" for pedestrian applications. Pavers are set on a loosely screened 1" bed of graded, clean concrete sand. Maintain a joint size of 1/16" – 3/16". When pavers are set, compact paving stones into sand with mechanical plate vibrator. Joint sand may be spread over paving stones during compaction. Installed pavers should be set 1/8" to 1/4" above final elevations to compensate for any potential settlement. Spread clean dry sand over surface and broom sweep to fill joints. Run vibrator one final time after filling joints.

NICOLOCK PAVING STONE 1"- 3 1/8" THICK



CROSS-SECTION OF TYPICAL INSTALLATION



NOTE: All measurements are nominal. Variance in square footage or linear footage coverage can be up to 5% depending on joint width. The possible occurrence of efflorescence does not affect the structural integrity of the product. Efflorescence is a normal occurrence in concrete products and will dissipate with normal weathering. The use of concrete as a base or setting bed may increase the possibility of efflorescence.

CAUTION: Always use a plate compactor with a pad when installing any textured paving stone.