

# BLUE RIDGE



Granite City Blend

Adobe Blend

Multi-sized rectangular shapes with a textured riven surface and slightly chamfered edges give this paver a sleek look. Not recommended for vehicular applications.

**nicolock**<sup>®</sup>  
PAVING STONES • RETAINING WALLS • OUTDOOR LIVING  
 paver-shield<sup>™</sup>




## 3-Piece



**A**  
6 1/2" x 13" x 2 3/8"



**B**  
13" x 13" x 2 3/8"



**C**  
13" x 19 1/2" x 2 3/8"

106 Sq Ft on Pallet  
100 Pcs on Pallet | A- 40 B- 40 C- 20  
Pallet Weight: 2,761 lbs




Adobe Blend



Granite City Blend



Oceanic Blue\*



Pennsylvania Blue\*\*



Silver Mist\*



South Bay Blend\*



Westchester Blend

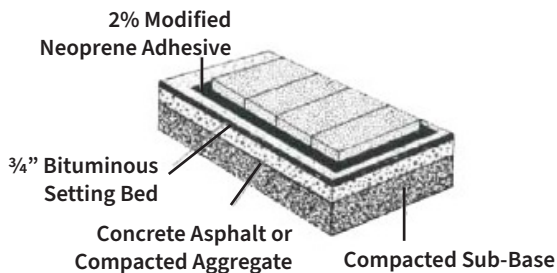
\*Premium Color  
\*\*Deluxe Color

*\*Other colors are available in select markets  
Check with your local distributor for more information*

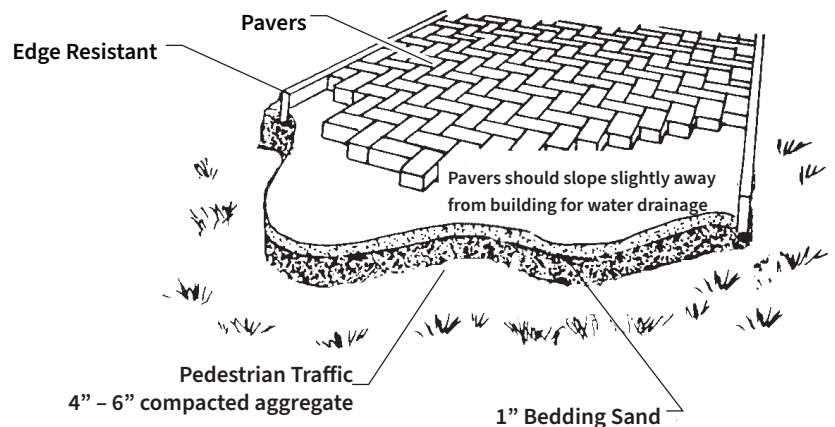
### INSTALLATION GUIDELINES: SAND

After excavation, compact the sub grade and install a woven separation fabric if needed. Spread and compact a base of clean, dense graded aggregate (road base). Typical compacted base thickness is 4-6" for pedestrian applications. Pavers are set on a loosely screened 1" bed of graded, clean concrete sand. Maintain a joint size of 1/16" – 3/16". When pavers are set, compact paving stones into sand with mechanical plate vibrator. Joint sand may be spread over paving stones during compaction. Installed pavers should be set 1/8" to 1/4" above final elevations to compensate for any potential settlement. Spread clean dry sand over surface and broom sweep to fill joints. Run vibrator one final time after filling joints.

#### NICOLOCK PAVING STONE 1"- 3 1/8" THICK



#### CROSS-SECTION OF TYPICAL INSTALLATION



**NOTE:** All measurements are nominal. Variance in square footage or linear footage coverage can be up to 5% depending on joint width. The possible occurrence of efflorescence does not affect the structural integrity of the product. Efflorescence is a normal occurrence in concrete products and will dissipate with normal weathering. The use of concrete as a base or setting bed may increase the possibility of efflorescence.

**CAUTION:** Always use a plate compactor with a pad when installing any textured paving stone.