


5" COLONIAL WALL




The Colonial Wall System features a distinctive double-sided face, hard-split finish. The tongue and groove locking mechanism will ensure a solid connection and helps facilitate rapid installation. There is also a prepackaged Colonial Pier to add the finishing touch to your wall.

nicolock[®]
PAVING STONES • RETAINING WALLS • OUTDOOR LIVING
 **paver-shield**[™]

4-Piece



35 Sq Ft on Pallet
90 Pcs on Pallet | A-18 B-30 C-30 D-12
Pallet Weight: 3,650 lbs



*Premium Color




Granite City Blend

5" Colonial Pier

Buils Per Pallet:

One: 24" x 24" x 60" high pier
Two: 24" x 24" x 30" high piers



46.6 Sq Ft on Pallet
56 Pcs on Pallet
Pallet Weight: 2,849 lbs

5" x 14 $\frac{3}{4}$ " x 9"

Maximum exposed height for gravity walls is 36" under ideal conditions. Soil type, crest slopes and surcharges will decrease max exposed height for gravity walls. Consult a professional engineer to determine site and specific colors.

NOTE: All walls over 2' in height or as required by local code should be designed by a licensed professional engineer. All measurements are nominal. Variance in square footage or linear footage coverage can be up to 5% depending on joint width. The possible occurrence of efflorescence does not affect the structural integrity of the product. Efflorescence is a normal occurrence in concrete products and will dissipate with normal weathering. The use of concrete as a base or setting bed may increase the possibility of efflorescence.